

## Setting up the PowerSchool and Unified Classroom Accounts

**Step 1:** Go to Windham School District website (<http://www.windhamsd.org>)

**Step 2:** Click on “For Parents” tab, click on PowerSchool



If you have never logged into PowerSchool before, you will need to start by creating a parent account.

**Note - If you've logged into PowerSchool previously (ex: an account was created for an older child in previous year) skip to step 8.**

**Step 3:** Click on “Create Account” tab and click “Create Account” button



### Student and Parent Sign In




### Create an Account

Create a parent account that allows you to view all of your students with one account. You can also manage your account preferences. [Learn more.](#)



**Step 4:** Fill in parent information (First Name, Last Name, email, password etc) and keep record of the username and password. You'll need this in a later step.

*\*Username here cannot be email address\**



### Create Parent Account

Parent Account Details

First Name	Rory
Last Name	O'Connor
Email	therealroryOC@gmail.com
Desired Username	RoryOC
Password	..... <span>Strong</span>
Re-enter Password	.....

Password must: •Be at least 6 characters long

**Step 5:** To link a student to your account, enter the Student Name, Access ID, and Access Password, and your relationship to the student (Father, Mother, etc.). Your student specific Access ID and Password can be obtained from your child's school if you did not receive it via InfoSnap or at your School's Open House.

### Link Students to Account

Enter the Access ID, Access Password, and Relationship for each student you wish to add to your Parent Account


1

Student Name	Jane O'Connor
Access ID	Joc
Access Password	...
Relationship	Father

**Step 6:** Please understand that you can enter up to 7 students at this stage OR add other students at a later time.

**Step 7:** After you have entered all of your students scroll down and Click Enter.


7

Student Name	<input type="text"/>
Access ID	<input type="text"/>
Access Password	<input type="text"/>
Relationship	-- Choose 

[Enter](#)



**Step 8:** You will be returned to the Student and Parent Sign In page, click the “Parent Sign-In” button.

 PowerSchool

### Student and Parent Sign In

[Sign In](#) [Create Account](#)

Congratulations! Your new Parent Account has been created. Enter your Username and Password to start using your new account.

#### Parent Sign In

Parents - Click the button to sign in. You will be redirected to the Parent sign in page.

[Parent Sign In](#)

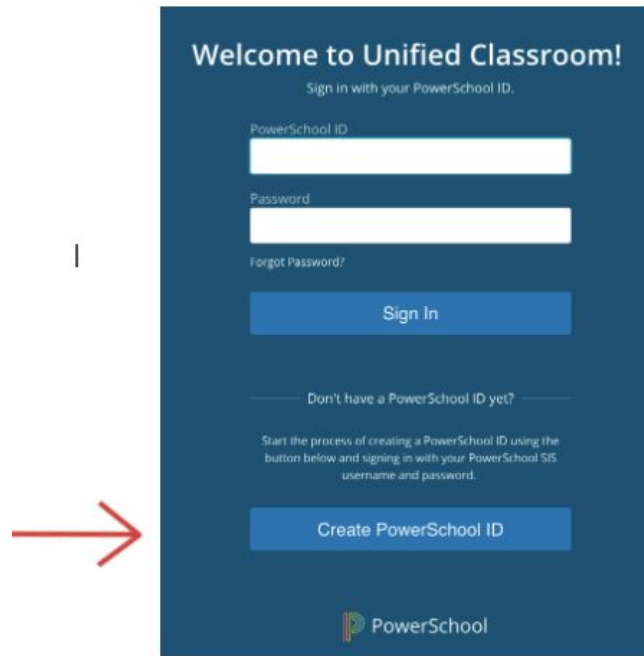
#### Student Sign In

Students - Click the button to sign in. You will be redirected to the Student sign in page.

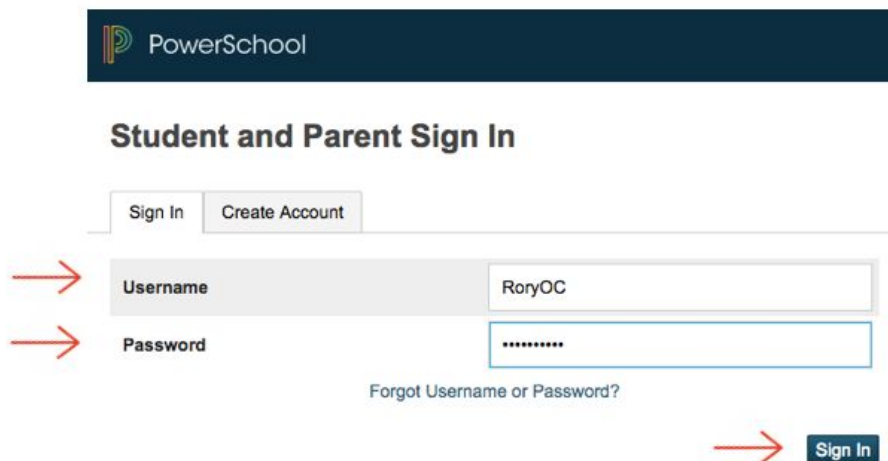
[Student Sign In](#)



**Step 9:** Now we'll start to create your Unified Classroom ID! Click "Create PowerSchool ID" button

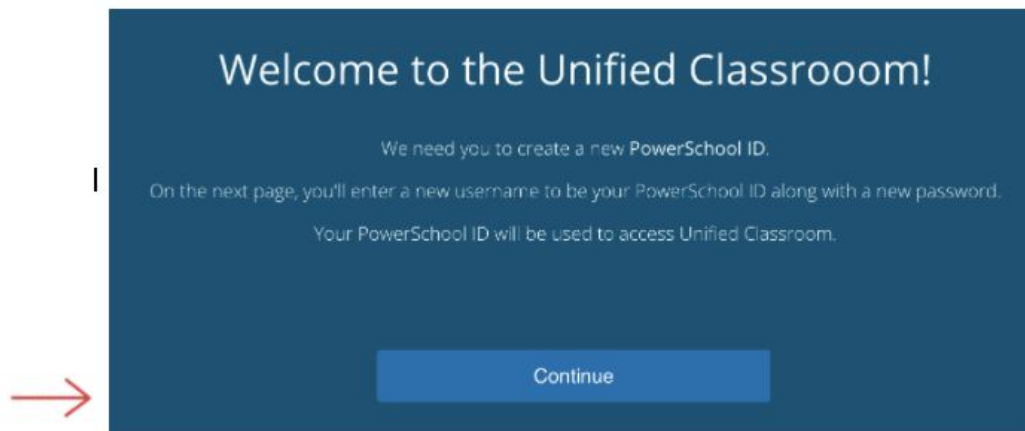


**Step 10:** Use the Parent Portal username and password that you just created to login.



**Step 11:** Click "Sign In" button.

**Step 12:** You will see a message indicating that you need to create your PowerSchool ID. Click Continue.



**Step 13:** Enter your email address and create a password. Password can be any password of your choosing, including one you've already used.

***ATTN WSD Employees:** Do **NOT** use your WSD email in this step.*

**Step 14:** Please record your email and password combination for future reference.

**Step 15:** Click "Create PowerSchool ID" button.

Set Up Your New PowerSchool ID

Unified Classroom uses a new global PowerSchool ID. Please enter a new username and password.

Email  
therealroryOC@gmail.com

New Password  
SHOW

Retype Password  
SHOW

Create PowerSchool ID

**Step 16 :** Click "Continue to Unified Classroom Sign in"

That was easy! You're all set.

Your new PowerSchool ID is ready.

Here's how to get into Unified Classroom next time.

PowerSchool ID:  
therealroryOC@gmail.com

Sign In URL:  
https://classroom.powerschool.com/

Continue to Unified Classroom Sign In

**Step 17:** Login with your newly created Unified Classroom username and password. Click Sign In.



Welcome to Unified Classroom!

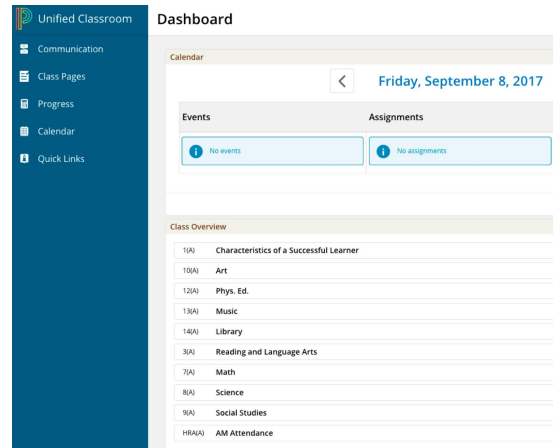
Sign in with your PowerSchool ID.

PowerSchool ID

Password

Forgot Password?

Sign In



Unified Classroom Dashboard

Calendar: Friday, September 8, 2017

Events: No events

Assignments: No assignments

Class Overview

1(A)	Characteristics of a Successful Learner
10(A)	Art
12(A)	Phys. Ed.
13(A)	Music
14(A)	Library
3(A)	Reading and Language Arts
7(A)	Math
8(A)	Science
9(A)	Social Studies
HR(A)	AM Attendance

**Step 18:** For future reference, please note in the message from powerschool you will want to bookmark the new sign in url: [classroom.powerschool.com](https://classroom.powerschool.com) for all future sign ins or use the Unified classroom link also located under For Parents on our District Website.



For Students For Parents For Staff Community Administration

Bus Transportation

Cancellations

PowerSchool

Student Registration

Nutrition Services

Windham PTA

Volunteer Information

Unified Classroom

WINDHAM SCHOOL DISTRICT

Windham School District

Windham, NH 03087

5501 603-845-1551

Facebook Twitter

Red arrow pointing to Unified Classroom link